


# TPC6000-A2152

21.5-inch Intel Bay trail fanless industrial panel PC

Touch Panel PC



## Specifications

### System

Processor	: Onboard Intel Bay trail J1900 quad-core processor, clock 2GHz
Chipset	: Intel Bay trail SOC (TDP10W)
Memory	: Support DDR3 2G/4G/8G memory
Hard disk	: Support SATA 2.5 "SSD, HDD and mSATA
Display	: Integrated Graphics, support VGA&HDMI
Watchdog	: Programmable from 1 to 25 seconds
OS	: Win7/Win8/WES7/Linux/Android

### I/O port

LAN	: 2 Realtek RTL8111F 1000 Mbps Ethernet port
COM	: 6 RS232 (COM1, COM5 and COM6 optional RS485)
USB	: 1 USB 3.0 and 3 USB2.0 ports

Expansion : 1 Mini-PCIe slots, scalable 3G, Wifi card

Other I/O : Power switch, DC IN, VGA, HDMI

### LCD

Size / Type	: 21.5" TFT LCD
Resolution	: 1920x1080
Backlit	: LED
MTBF	: 30000 hours
Brightness	: 250cd/sqm
Display area	: 476.64x268.11mm

### Institutional

Front Panel	: Aluminum-magnesium alloy die-casting, cover with PET film, IP65 degree of protection
Box structure	: High-strength sheet metal structure, high temperature paint handling
Cooling mode	: Large area designed finned heat sinks
Mounting	: Supports Panel and VESA mounting
Overall size	: 550x342x88mm(WxHxD)
Case Size	: 530x322x80mm(WxHxD)
Hole Size	: 533x325mm(WxH)
Weight	: 8kg

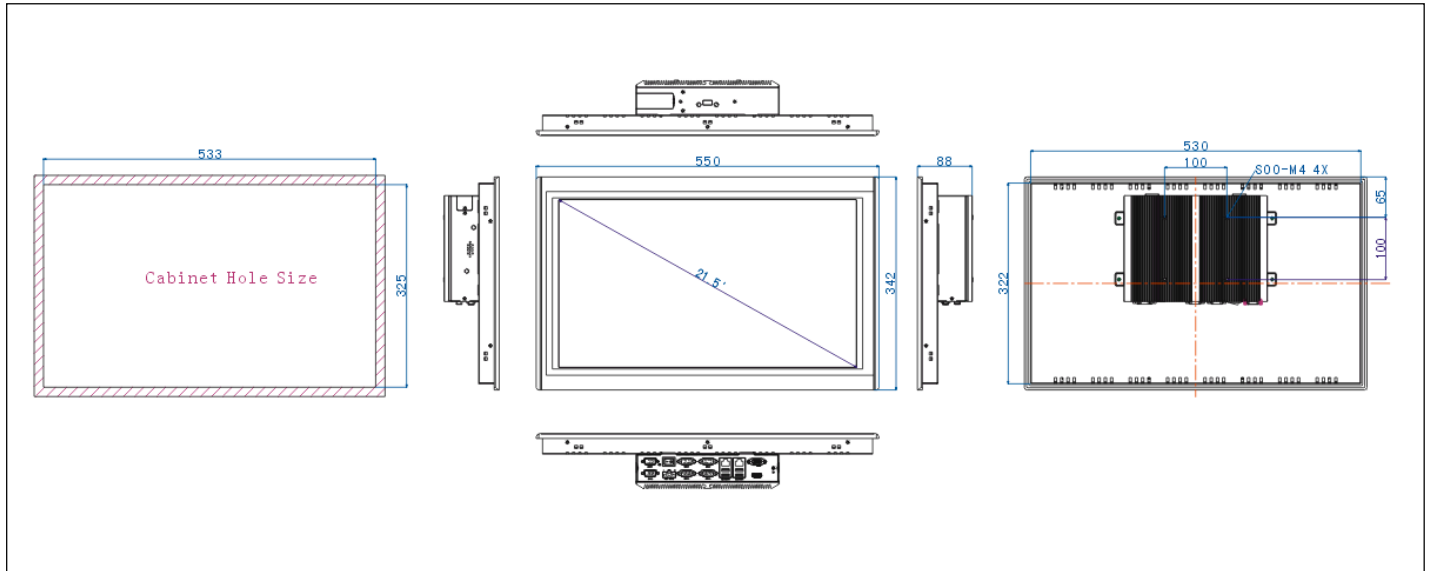
### Touch screen

Size / Type	: 21.5 inch High Temperature five-wire resistive screen
Resolution	: 4096x4096
Click life	: 250g efforts, 35 million times
Draw life	: 250g efforts, 5 million times
Transmittance	: More than 81%

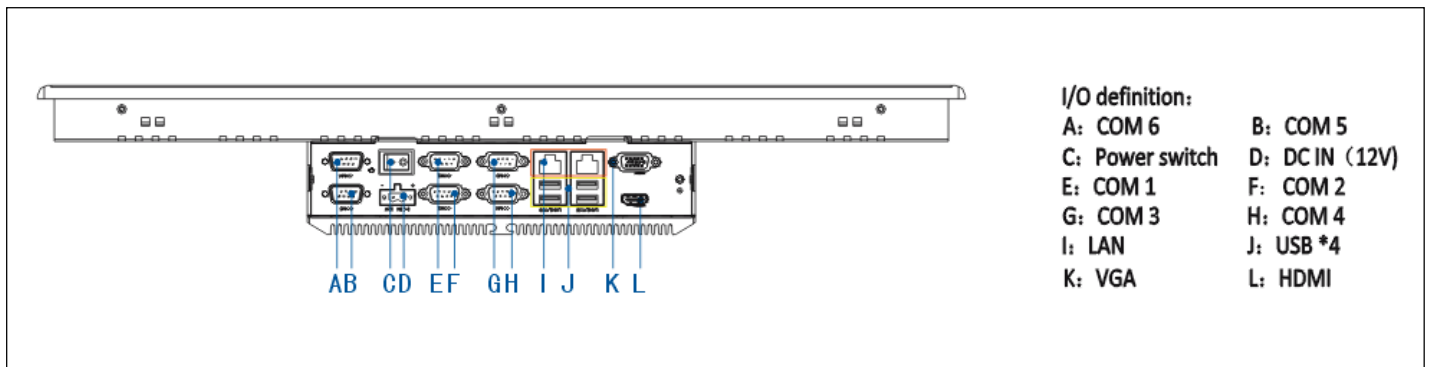
### Power and Environmental

Working tem.	: -20~+60°C (Wide temperature SSD)
Storage tem.	: -30~+80°C
Relative humidity	: 10~95%@40°C (No condensation)
Vibrating	: 50~500Hz, 1.5G, 0.15mm Peak to peak
Shock	: 10G/peak (11ms sec)
Power in	: DC 12V (optional DC9~30V, with 4*COM, no speaker)
Consumption	: 27 watt

## Dimensions



## I/O definition



## Ordering Information

TPC6000-A2152-T	: 21.5 inch TFT LCD/Resolution 1920×1080/Resistive touch screen/J1900 CPU/2*LAN/1*USB 3.0/3*USB 2.0/5*RS232/1*RS232 or RS485/1*HDMI/1*VGA/DC12V
TPC6000-A2152-TW	: 21.5 inch TFT LCD/Resolution 1920×1080/Resistive touch screen/J1900 CPU/2*LAN/1*USB 3.0/3*USB 2.0/5*RS232/1*RS232 or RS485/1*HDMI/1*VGA/WIFI/DC12V
TPC6000-A2152-TA	: 21.5 inch TFT LCD/Resolution 1920×1080/Resistive touch screen/J1900 CPU/2*LAN/1*USB 3.0/3*USB 2.0/4*RS232/1*RS232 or RS485/1*RS485/1*HDMI/1*VGA/DC12V
TPC6000-A2152-TAW	: 21.5 inch TFT LCD/Resolution 1920×1080/Resistive touch screen/J1900 CPU/2*LAN/1*USB 3.0/3*USB 2.0/4*RS232/1*RS232 or RS485/1*RS485/1*HDMI/1*VGA/WIFI/DC12V
TPC6000-A2152-TB	: 21.5 inch TFT LCD/Resolution 1920×1080/Resistive touch screen/J1900 CPU/2*LAN/1*USB 3.0/3*USB 2.0/3*RS232/1*RS232 or RS485/2*RS485/1*HDMI/1*VGA/DC12V
TPC6000-A2152-TBW	: 21.5 inch TFT LCD/Resolution 1920×1080/Resistive touch screen/J1900 CPU/2*LAN/1*USB 3.0/3*USB 2.0/3*RS232/1*RS232 or RS485/2*RS485/1*HDMI/1*VGA/WIFI/DC12V
TPC6000-A2152-T-DC24V	: 21.5 inch TFT LCD/Resolution 1920×1080/Resistive touch screen/J1900 CPU/2*LAN/1*USB 3.0/3*USB 2.0/4*RS232/no speaker/1*HDMI/1*VGA/DC9~30V

If you need memory and hard disk, please contact with sales, for example, with DDR3 2G memory and SSD16G:

TPC6000-A2152-TA-2G-SSD16G	: 21.5 inch TFT LCD/Resolution 1920×1080/Resistive touch screen/J1900 CPU/2*LAN/1*USB 3.0/3*USB 2.0/4*RS232/1*RS232 or RS485/1*RS485/1*HDMI/1*VGA/DDR3 2G/SSD16G/DC12V
----------------------------	--